

## How to Complete Online Forms With a parent account



- Step 1. Visit [www.rankone.com](http://www.rankone.com)
- Step 2. Select "PARENTS CLICK HERE!"



- Step 3. Select "GO TO FORMS"



- Step 4. Select your State
- Step 5. Select your student's school district

Read through your district's instructions page and select "**Proceed to Online Forms**" or "**Click Here**" at the top of the page.



Rank One Sport ISD

HOME

### Welcome to the Parent Portal!

Once you have reviewed the instructions [Click Here](#) to proceed to online forms

We would like to thank you for taking part in our new process of accepting athletic participation paper work online. This new automated process will allow us to be more efficient in handling the forms as well as saving valuable resources.

- To access the online forms hold your cursor over the "Electronic Participation Forms" tab. You will get a drop down list of the forms.
- Click on the form name and fill out the information requested. (you must have your students ID number available as it is required on each form)
- To sign the document click inside the signature box and hold your mouse down, this will allow you to create an "Electronic Signature". If you make a mistake and need to start over click on the refresh icon next to the signature box.
- Once you have filled out all of the information on each page you will have the opportunity to print the document.


[Proceed To Online Forms](#)



- To create a new parent account, select “**Create New Account**”
- If you already have a Parent Account, you may use your credentials to login.
- Not sure if you have an account? Select “**Search for your account.**” to see if you have already registered.
- If you forgot your password, select “**Click here**” next to “Forgot your
- password” and you will be emailed a re-set password link.

**Welcome to the Parent Portal!**

We recommend that all parents create an account. Without a parent account you will not be able to see your student's status or download the completed forms.

Forgot your password? [Click here](#)



**GET THE APP!**  
Parents, get all your favorite features on your phone or tablet!  
✓ Online Forms  
✓ Team Schedules  
✓ Manage Students  
✓ Get Push Notifications  
✓ HIPPA and FERPA Complaint  
Get it today on iOS and Android  
 

## Create a new parent portal account

### Register with your social media account

### Register with your account

If you would like to use your Facebook or Google Plus credentials to create your parent account, select the appropriate icon to register.

If you do not want to use Facebook or Google Plus, you may register for your account by entering your First Name, Last Name, and Email Address

Create a Password and confirm the password (Passwords must be at least 6 characters long)

Select Register

After entering your information and selecting Register you will be sent a confirmation email.

Thank you for registering!



A confirmation email has been sent. You must click on the link in your confirmation email to continue.

Once your account has been confirmed, you will be able to sign in.

If you do not receive a confirmation email, please check your junk/spam folders or email [support@rankone.com](mailto:support@rankone.com) to have your email address verified.



NoReply@RankOneSport.com

To: jlrogers90@yahoo.com

Please click [here](#) to confirm your Rank One Sport parent account.

Click on the link in the email to continue.

The email confirmation was successful! Please click [here](#) to sign in

The link will redirect your web browser.  
Click the link to sign into your parent account.

★ If you created your account with email, enter your Email Address and Password and select Sign In

★ If you used Facebook or Google Plus to create your account, select the appropriate icon to Sign In

If you created your account with email please sign in below:

Email:

 example@email.com

Password:

 \*\*\*\*\*

Or



Sign In

[Forgot Password](#)

[Create New Account](#)

If you created your account with a social media account please select the appropriate service:

You will then link your student to your account.

*(If you have multiple children you will have the opportunity to link multiple students to your account)*

\*Note: Some schools will require one of these three options to claim your student:

1. Last Name and Student ID Number
2. Birth Date and Student ID Number
3. First Name, Last Name, and Birth Date

***\*If you do not know your student's ID number you will need to contact the school\****

Enter the information requested and select Find Student

### Find Students

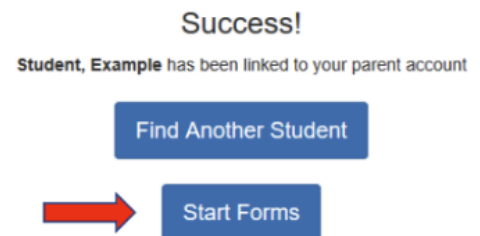
Please search below to find the student(s) you are completing forms for

Find Student

You will see your student linked to your account.

To add another child to your account select “Find Another Student” and enter the requested information.

To start completing the forms select “Start Forms”



You will see your Student's Name and their Compliance Status.

Click “View” to complete the online forms and to see your student's status.

Manage Your Students  
[Click here to add a new student](#) or click on an existing student to view information

<div style="display: flex; align-items: center;"> <span style="color: red; font-weight: bold; margin-right: 5px;">✖</span> <span>Student, Example</span> </div>	Out of compliance <span style="color: orange; font-weight: bold;">⚠</span>	<div style="background-color: #6c757d; color: white; padding: 5px 10px; display: inline-block;">View</div>
---	--	--



Inbox
Download and Print
Manage Account
Tutorials
FAQ
Find Other Districts
Logout

## You will see 2 sections:

### 1. Paper Documents

### 2. Electronic Documents

To print a blank Physical form or other printable documents.

click on the **“Download and Print”** tab on the right side.

In most cases printable forms such as the Physical should be turned into the school manually. However, some schools may allow you to upload these documents to an electronic form titled **“Physical Upload Form”**. If your student’s school allows this option, it will appear under the Electronic Forms section.

#### Rank One Sport ISD Forms

##### Manage Your Students

[Click here to add a new student](#) or click on an existing student to view information

Student, Example	Out of compliance	Close
Paper Documents to be submitted		
Physical	Incomplete	
Electronic Documents to be submitted by the parent		
Example Forms Signature Page	Approved	Not available for download
Example Eligibility Form	Approved	Not available for download
Example Insurance Card Upload Form	Incomplete	

Inbox
Download and Print
Manage Account
Tutorials
FAQ
Find Other Districts
Logout

To complete the electronic forms, click on the first blue link to open the form. The form status will show as “Incomplete” until after the school has approved your student’s forms.

**Note\*: Some schools may require multiple forms to be completed.**

**\*\*If you have any questions related to the forms, please contact your student’s school.\*\***

*Additional Features inside your Parent Account include:*

**Inbox** – Where you can receive messages from your student's school

**Printable Documents** – Access documents that you can print

**Manage Account** – Change your Password or Delete your account

**Tutorials** – Access Tutorials to help you complete electronic forms and manage your account

**FAQ** – View Frequently Asked Questions and Answers

**Find other Districts** – Search for other schools

**Logout** – Click Logout to Sign Out of your account

✉ Inbox

Download and Print

Manage Account

Tutorials

FAQ

Find Other Districts

Logout